




Get to Know the *GRE*[®] General Test and Services



What We Will Cover in This Session

- Overview of the *GRE*[®] General Test
- Registration Tips
- Preparing for test day
- Tools to help you prepare
- Test Locations: at home vs. test center
- Score Reports
- *Questions?*
- **\$30 OFF - Promo Code for Attending today**



Jim Albertone
Associate Director of
Academic Partnerships

Overview of the *GRE*[®] General Test

The *GRE*[®] General Test is Administered in Test Centers Worldwide or From the Safety of Your Home

Test Center

- In most regions of the world, the test is available on a continuous basis throughout the year.
 - The test is delivered on a desktop computer with a full-screen monitor, mouse and keyboard.
- The test is normally available at more than 1,000 test centers in more than 160 countries.
- View test center locations and seat availability at www.ets.org/gre/testcenters.




At Home

- It's available everywhere that the test is normally available, based on the country of your account address, except Iran.
- Identical in content, format and on-screen experience to the usual testing experience, so that you don't need to change how you study for the test.
- Same test fee and payment options, including vouchers.
- Same score scales, score report and score reporting options.
- Monitored and recorded online through use of live human proctors and artificial intelligence technology through ProctorU[®].

Accommodations that are available include extended time, extra breaks, screen magnification, selectable colors, and more.

The *GRE*[®] General Test

GRE[®] General Test Structure and Length

 ANALYTICAL WRITING	 VERBAL REASONING	 QUANTITATIVE REASONING
1 SECTION	2 SECTIONS	2 SECTIONS
2 TASKS TOTAL	20 QUESTIONS PER SECTION	20 QUESTIONS PER SECTION
30 MINS PER TASK	30 MINS PER SECTION	35 MINS PER SECTION

The test also includes:

- Either an **unscored** section or a **research** section that does not count toward your scores
 - If you get an unscored section, you will not know which one it is, so try your best on all the sections
 - If you get a research section, it will always be last and will be clearly marked

Approximate total testing time = 3 hours and 45 minutes (plus timed breaks)

Registration Tips

How to Get Started....?

Getting Started

Important tip: Register early!

- If you register early, you are more likely to:
 - Get your preferred testing location, date and time.
 - Create a preparation plan focused on your test date timing.
- To register, you will need to create an ETS Account at www.ets.org/mygre
 - You will use your ETS Account to register and view your official scores online when they are available.
 - You can also sign up for the *GRE*® Search Service to help schools find you.
- Prior to registration:
 - You should review the *GRE*® *Information Bulletin* for ID requirements, policies, etc.
 - If you need accommodations, be sure to request them in your ETS account. Accommodations must be approved prior to test registration.

GRE[®] Fee Reduction Program

ETS provides the GRE[®] Fee Reduction Program for individuals who demonstrate financial need, individuals who are unemployed and for programs that work with students from underrepresented groups, first-generation college students, and students with financial need.

- A Fee Reduction Voucher may be used to register for one GRE[®] General Test and/or one Subject Test.
- Voucher users pay 50 percent of the regular test fee.
- All test takers receiving a GRE[®] Fee Reduction voucher for the GRE[®] General Test also receive a **FREE** voucher for the following GRE test preparation materials, a \$100 value:
 - *POWERPREP PLUS*[®] Online practice test 1 (\$40 value)
 - *POWERPREP PLUS*[®] Online practice test 2 (\$40 value)
 - *ScoreItNow!*[™] Online Writing Practice (\$20 value)

www.ets.org/gre/grefeereduction



GRE[®] Fee Reduction Program- Financial Need

U.S. citizens or resident aliens who are college seniors or unenrolled college graduates who meet eligibility requirements and are planning to take a GRE test in the United States, Puerto Rico, Guam or U.S. Virgin Islands.

- College seniors must be:
 - receiving financial aid through an undergraduate college in the United States, U.S. Territories or Puerto Rico, **and**
 - a dependent, who has a FAFSA Student Aid Report (SAR) that shows a parental contribution of not more than \$2,500 for the senior year, **or**
 - self-supporting and have a SAR showing contribution of not more than \$3,000 for the senior year.
- Unenrolled college graduates must:
 - have applied for financial aid, **and**
 - have a SAR that shows a self-supporting status and a contribution of not more than \$3,000.

www.ets.org/gre/grefeereduction



GRE[®] Fee Reduction Program- Unemployed

Limited number of GRE Fee Reduction Vouchers to individuals who can confirm that they are unemployed and receiving unemployment compensation and are planning to take a GRE test in the United States, Puerto Rico, Guam or U.S. Virgin Islands.

Eligibility Requirements:

- a United States citizen or resident alien and 18 years or age or older
- currently unemployed and have become unemployed within the past six months
- able to submit a copy of an Unemployment Benefits Statement from the past 90 days as proof of unemployment

www.ets.org/gre/grefeereduction




GRE[®] Fee Reduction Program- Underrepresented Groups

GRE Fee Reduction Vouchers are also made available to the following programs that work with students from underrepresented groups, first-generation college students and students with financial need:

- Charles B. Rangel Fellowship Program
- EducationUSA Opportunity Fund Program
- Institute for Recruitment of Teachers (IRT)
- Management Leaders of Tomorrow
- Maximizing Access to Research Careers (MARC) Undergraduate Student Training in Academic Research (U-STAR) Program
- National Consortium for Graduate Degrees for Minorities in Engineering and Science Program (GEM)
- NSF Louis Stokes Alliance for Minority Participation (LSAMP) Program
- Postbaccalaureate Research Education Program (PREP)
- Research Initiative for Scientific Enhancement (RISE) Program
- Society for the Advancement of Chicanos and Native Americans in Science (SACNAS)
- The Beinecke Scholarship Program (added in 2021)
- TheDream.US
- Thomas R. Pickering Fellowship Program (added in 2021)
- TRIO Ronald E. McNair Postbaccalaureate Achievement Program
- TRIO Student Support Services (SSS) Program

GRE[®] Search Service

- Do You Need Help Deciding Where you want to Go?
- Recruiters use our Search Service to find prospective students.
 - You can create a profile about yourself to help graduate programs, business schools, law schools, fellowship granting organizations, and other organizations find you.
- If you match the recruitment profile of a participating institution, you may be sent admissions information, scholarships, fellowships and other opportunities.
- You can sign up when you register for a GRE test, or you can register for the service in your ETS account at any time.
This is a FREE service!



Help schools find you!
Sign up for the FREE GRE[®] Search Service so recruiters around the world can find you.

[Learn more](#)

Visit www.ets.org/gre/stusearch

ID Documents

When you create your ETS Account and register, have your ID handy.

- Each country has specific official ID requirements for testing.
 - View ID requirements in the *GRE® Information Bulletin* or on the *GRE®* website.
- The name you use when registering **MUST** exactly match your ID documents (excluding accents).
 - Ensure the spellings exactly match.
 - Be sure to provide your entire first (given) name.
 - Do not register using a nickname or with only a first initial.
 - You must supply your entire last (family/surname) name.
 - If you have a two-part last name, you need to be sure to supply your complete last name as it appears on your ID documents (excluding accents).

Registration Process for the At Home Test

Register in your ETS Account:

- Log in and select Register.
- On the Find Test Centers and Dates Page, select **Test at Home**.
- Verify your email address, then continue.
- Next, confirm your time zone. Then, choose a test date and time.
- Confirm appointment details.
- Continue your registration and pay for the test.
- Keep this email safe, it contains the link to start your test on test day!

Preparing for Test Day

Analytical Writing Section

Analytical Writing Tips!

- Essays: Review the scoring guides to understand how your essay will be evaluated.
 - Prepare an outline before you begin writing.
 - Practice writing under timed conditions.
 - Pay close attention to the specific task directions, and make sure that your essay response addresses the specific instructions.
- Issue Tasks: , you should support your position on the issue with reasons and examples drawn from your reading, experience, observations and/or academic studies.
- Leave a few minutes at the end of each task to read what you have written and make any revisions that you think are necessary and to check for obvious errors.
- Avoid excessive irony or humor in your essay responses because it may be misinterpreted by readers.

Visit www.ets.org/gre/prepare.

Preparing for Test Day

Verbal Reasoning Section

Content of the Verbal Reasoning Measure

- Contains three question types:
 - Reading Comprehension Sets
 - Text Completion Questions
 - Sentence Equivalence Questions
- To accommodate different interests and backgrounds, there is a balance of questions in
 - Natural Sciences
 - Social Sciences
 - Humanities
- No specific knowledge of any subject is required.

Preparing for Test Day

Quantitative Reasoning Section

Mathematical Knowledge Expected

Arithmetic

- Elementary operations
- Number line
- Estimation
- Percent, ratio and rates
- Absolute value
- Properties of integers, such as divisibility, odd and even integers and prime numbers

Algebra

- Algebraic expressions and manipulations
- Functions and their graphs
- Coordinate geometry
- Solving equations and inequalities
- Modeling and solving word problems with algebra

Mathematical Knowledge Expected (continued)

Geometry

- Elementary geometric figures and concepts such as lines, circles, triangles, quadrilaterals and other polygons
- Angle measure, area, perimeter, volume and the Pythagorean theorem
- Intuitive geometric concepts; for example, the sum of any two sides of a triangle is greater than the third side

Note: The ability to construct proofs is **not** measured.

Data Analysis

- Basic descriptive statistics such as mean, median, mode, range, interquartile range, percentile and standard deviation
- Frequency distributions
- Interpretation of data presentations, including bar graphs, line graphs, circle graphs, boxplots and scatterplots
- Elementary probability, including random variables and probability distributions, such as the normal distribution
- Counting methods

General Strategies for the Quantitative Reasoning Measure

- Read carefully so that you don't overlook information or misread the question. You don't want to answer something that is not being asked.
- Be careful not to make unwarranted assumptions. For example, not all numbers are integers nor are all numbers positive.
- Search for general mathematical relationships among the quantities in a question.
- Geometric figures may not be drawn to scale, so avoid estimating sizes by sight or by measurement on such figures.
- If applicable, draw your own diagram or figure, or make a list to help sort out what the question is asking.

The Review Screen

ETS GRE Practice Test 1

Section 2 of 5 | Question 19 of 20

00:10:18 Hide Time

Return Go to Question

Review

This page presents information about questions in the current section. You may sort the questions by **Number**, **Status**, and **Marked**. The question you were on is selected and highlighted by default. Questions you have encountered have a status of **Answered**, **Incomplete**, or **Not Answered**. An **Incomplete** status indicates you have selected more or fewer options than the question requires. Questions you have not encountered have a status of **Not Encountered**. Marked questions are indicated with a ✓.

To return to the question you were on, select **Return**. To go to a different question, select that question and select **Go to Question**. You will be unable to go to questions that have a status of **Not Encountered**.

First 10 Rows Sorted by Number in Ascending Order

Number ▼	Status	Marked
1	Answered	
2	Answered	✓
3	Answered	
4	Answered	
5	Answered	
6	Answered	
7	Answered	
8	Answered	✓
9	Answered	
10	Answered	

Last 10 Rows Sorted by Number in Ascending Order

Number ▼	Status	Marked
11	Answered	✓
12	Incomplete	
13	Answered	
14	Incomplete	
15	Answered	
16	Answered	
17	Not Answered	
18	Not Answered	
19	Answered	✓
20	Not Encountered	

- Allows you to view the status of the test questions in the section.
- The table contains each question number in the section, whether you have answered the question, and whether you marked the question for review.

Tools To Help You Prepare

Tips and Strategies

FREE *GRE*[®] Test Preparation

- **Section overviews for each measure** are available on the GRE website. They include general advice, sample questions with explanations, scoring guides and tips for answering question types.
- **POWERPREP[®] Test Preview Tool:** Helps familiarize test takers with the question types, test features and help tools that are available during the actual test.
- **POWERPREP[®] Online Practice Tests:** Two timed practice tests that simulate the actual test and provide scores on the Verbal Reasoning and Quantitative Reasoning measures.
- **GRE[®] Math Review:** This 100-page math refresher includes definitions, properties, examples and a set of exercises with answers at the end of each section. Also includes links to additional help in the Khan Academy[®].
- **GRE[®] Math Conventions:** Mathematical notations, symbols, terminology and guidelines are included for interpreting information in the *test*.
- **Practice materials in accessible formats** are available.


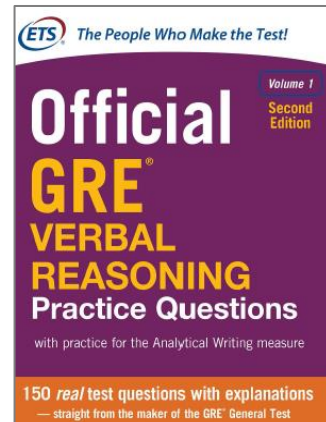
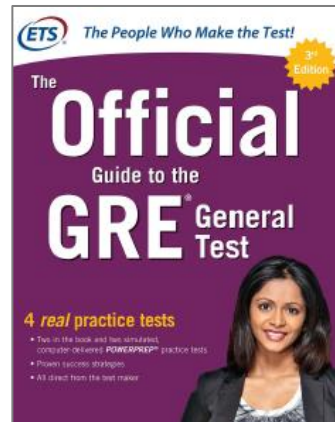
Visit www.ets.org/gre/prepare.



For Additional Practice



**POWERPREP PLUS®
Online**



GRE® Practice Books



**GRE® Analytical
Writing Practice**

Visit www.ets.org/gre/prepare.

Have a Strategy About How You Will Approach the Test

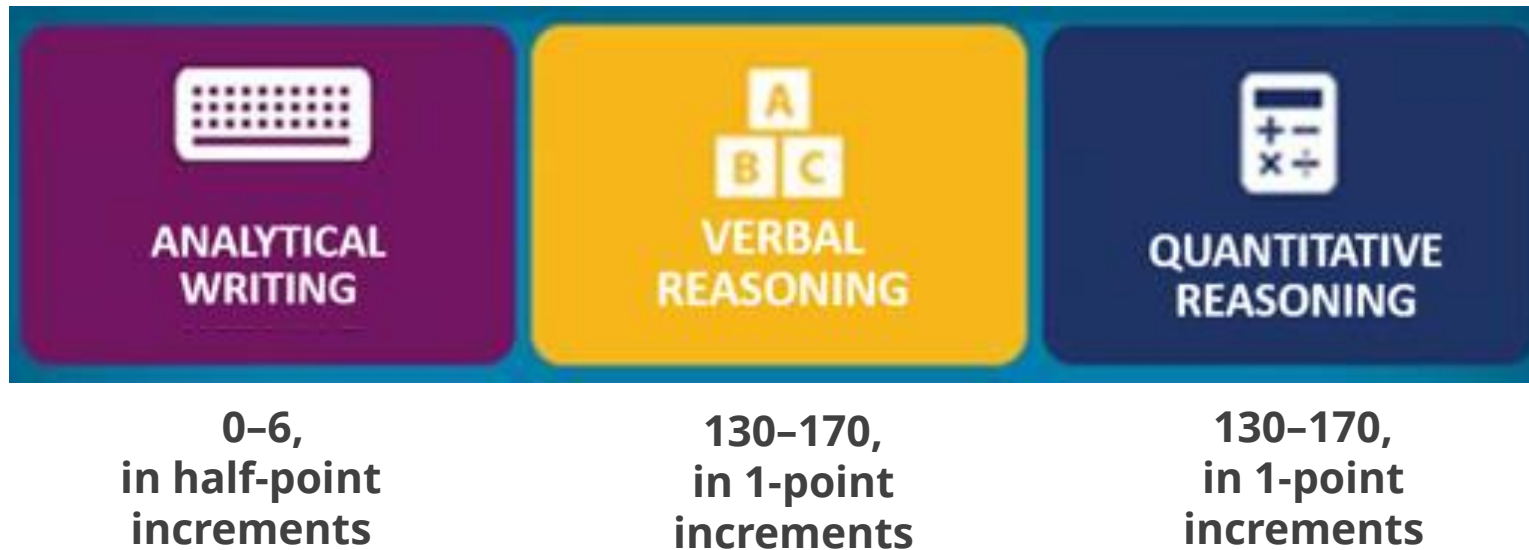
- You can approach the test using more of **your own personal test-taking strategies**.
- Within each timed section of the test you can:
- Change your answers
- Mark questions
- Skip questions and return to them
- Navigate freely

Score Reports

Getting & Sending Your Scores

GRE[®] General Test Scores

Three scores are reported on the following score scales:



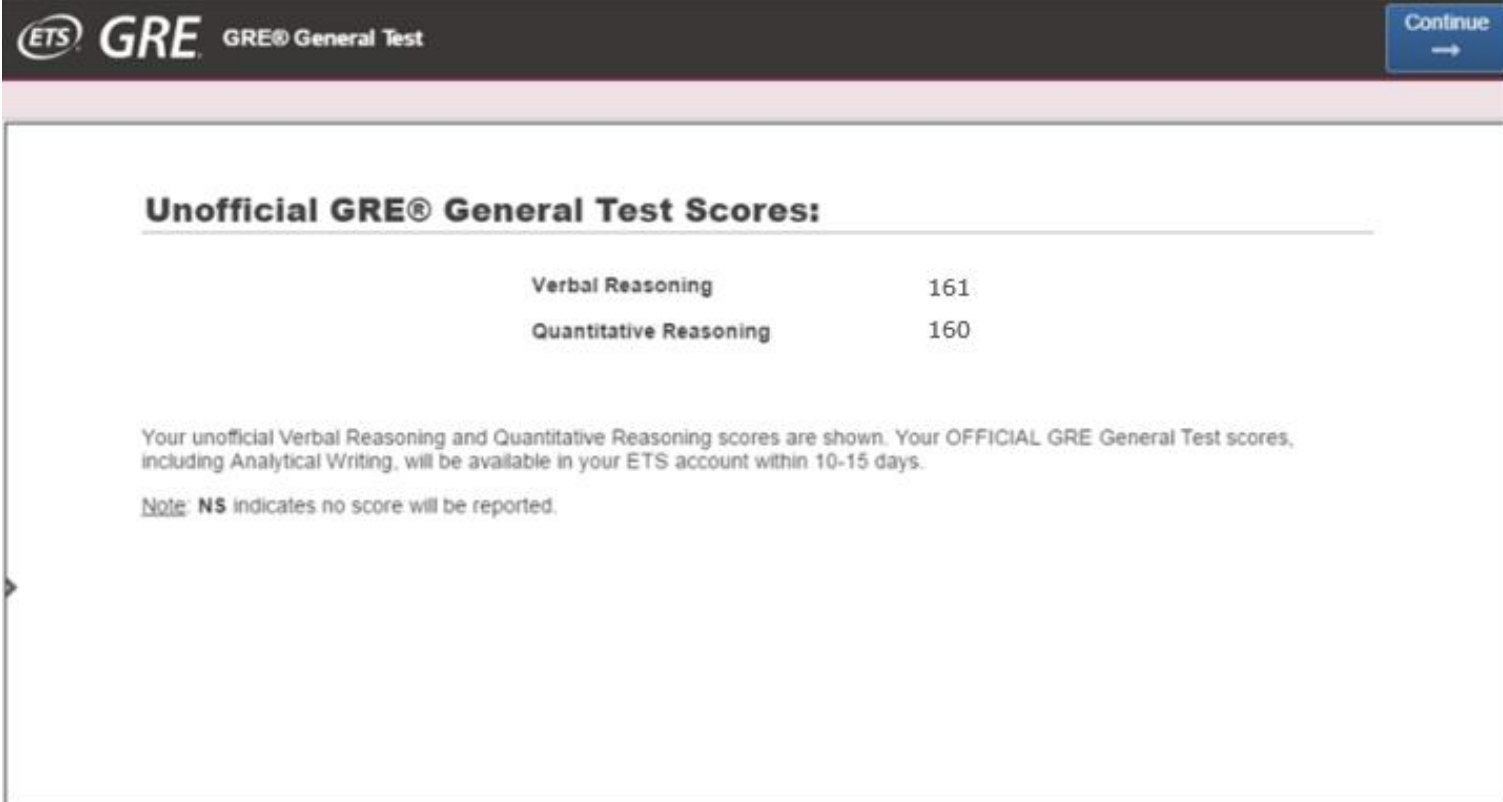
Scores are good for five years.

Getting Your Unofficial Scores at the End of the Test

- After you have completed the test, you will have the option to:
 - Cancel your scores permanently (Not recommended)
 - Report (view) your unofficial scores
 - *Institution Name* *DI Code* : _____
- If you choose to report your scores, you will see your scores for both the Verbal Reasoning and the Quantitative Reasoning measures
 - Your score on the Analytical Writing measure will not be available at this time due to the essay scoring process.

Viewing Your Unofficial Scores

If you choose to report your scores, you will see your unofficial scores on the screen.



The screenshot shows the ETS GRE General Test interface. At the top left is the ETS GRE logo and the text "GRE® General Test". At the top right is a blue "Continue" button with a right-pointing arrow. The main content area is titled "Unofficial GRE® General Test Scores:" and contains a table with two rows of scores. Below the table is a paragraph of text explaining that these are unofficial scores and that official scores, including Analytical Writing, will be available in the user's ETS account within 10-15 days. A note below that states "Note: NS indicates no score will be reported."

Unofficial GRE® General Test Scores:	
Verbal Reasoning	161
Quantitative Reasoning	160

Your unofficial Verbal Reasoning and Quantitative Reasoning scores are shown. Your OFFICIAL GRE General Test scores, including Analytical Writing, will be available in your ETS account within 10-15 days.

Note: NS indicates no score will be reported.

Choosing Where to Send Your Scores On Test Day

ETS GRE GRE® General Test

Select Your Score Recipients

If you know where you want to send your test scores, you can select up to four (4) institutions now as part of your test fee. You can choose to send scores from your most recent test administration or from all your test administrations. Select the institutions by clicking "Add a Score Recipient" below.

If you prefer, you can select score recipients at a later date for a fee through your ETS Account. At that time, you can choose to send scores from your most recent test administration, from all your test administrations, or from any specific test administration(s).

Selected Score Recipient(s)
No recipients selected

[Add A Score Recipient](#)

[Skip this step.](#)

Next Enter the Department Name and Select the *ScoreSelect*[®] Option

ETS GRE GRE[®] General Test

Your Score Recipients [Cancel this selection](#)

Institution Selected / Code	Department Selected/Code	Score Reporting Option
Mugla U - 7183 Change	Mathematics - 0703 Change	None Selected

3. Select scores to send.
Select which GRE General Test scores to send:

Score Option	Description
Most Recent option	Send scores from General Test taken today only
All option	Send scores from all General Tests taken in the last five years, including test taken today

Note: If you wish to send Subject Test Scores, you must select them through your My GRE account.

[Select](#)

Your Official *GRE*[®] Scores

- **Your GRE official scores are reported about 10–15 days after test day.**
- Your scores are available for you to view online in your ETS Account.
 - Your score report includes all scores in your reportable history (past 5 years).
 - You can print a personal copy of your score report.
 - You can order Additional Score Reports after test day.
 - You can watch a short video on how to send Additional Score Reports at www.ets.org/gre/asr.
- Your scores are reported to the institutions you designated on or after test day.
 - Your photograph and Analytical Writing essay responses are also available to institutions to review.

If You Want to Take the Test Again, You Can!



- You always have the option to take the test again.
- You can take the *GRE*[®] General Test once every 21 days, up to five times within any continuous rolling 12-month period.

GRE® Free Diagnostic Service: Sample Verbal Reasoning Section



GRE DIAGNOSTIC SERVICE

GRE Diagnostic Service
Home

► Verbal Reasoning

Reading Comprehension

Text Completion

Sentence Equivalence

Quantitative Reasoning

Verbal Reasoning

Within each category below, questions are displayed in order of difficulty from 1 (easy) to 5 (hard).

First Section

Reading Comprehension - Longer Passage: [Description and Sample Questions](#)

Reference #	Question Type	Right/Wrong	Difficulty Level	Time Spent
1	Multiple-choice – Select One	Right	1	01:13
2	Multiple-choice – Select One	Wrong	2	01:23
3	Multiple-choice – Select One	Right	3	01:40
4	Multiple-choice – Select One	Wrong	3	01:06
5	Multiple-choice – Select One	Right	4	02:26
6	Multiple-choice – Select One	Wrong	4	01:33
7	Multiple-choice – Select One	Wrong	4	01:14

Reading Comprehension - Shorter Passage: [Description and Sample Questions](#)

Reference #	Question Type	Right/Wrong	Difficulty Level	Time Spent
1	Multiple-choice – Select One	Right	3	02:46
2	Multiple-choice – Select One or More	Right	4	02:14
3	Multiple-choice – Select One	Right	5	01:53

Text Completion: [Description and Sample Questions](#)

Reference #	Question Type	Right/Wrong	Difficulty Level	Time Spent
1	1 blank	Wrong	3	01:04

Questions???

- *GRE*[®] Tests and Services
 - www.ets.org/gre and www.ets.org/gre/at-home
- If you have questions:
 - GRE Services: gre-info@ets.org
 - **ILOTA Promo Code: ILOTA30**